



Richard E. Miller

2023-2024 Student Survey
Fall 2023



Summary

Topic Description	Results	Comparison
Academic preparation	93%	91%
School Climate	79%	77%
School Safety	74%	70%
School operations	83%	75%
Self-Management	67%	70%
Social Awareness	83%	79%
Student Engagement	74%	59%
Supportive Relationships	88%	85%

Academic preparation

Your average

93%

91%



School Climate

Your average

79%

77%

How did people respond?

Q.1: How often do people treat each other with respect at your school?



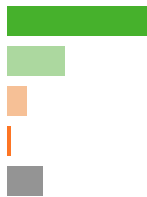
82%

Q.2: The behavior of other students does not affect my learning at my school.



65%

Q.3: At your school, adults treat students with respect.



89%

School Safety

Your average

74%

70%

How did people respond?

Q.1: Students i :

87%

Self-Management

Your average

67%

70%

How did people respond?

Q.1: How often do you remain calm, even when someone is bothering you or saying bad things?



54%

Q.2: How often do you allow others to speak

79%

Q.5: How clearly are you able to name and understand your feelings?



79%

Supportive Relationships

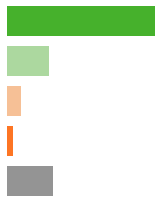
Your average

88%

85%

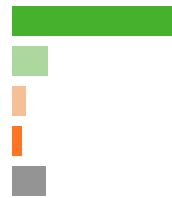
How did people respond?

Q.1: I believe I have a teacher or other adult from school who supports me.



89%

Q.2: I believe I have a family member or other adult outside of school who supports me.



88%

Q.3: I believe I have a friend from school who supports me.

87%